



ANNUAL REPORT 2015



Market Garden



Cooking/Wellness



Conservation

Urban Roots is a Saint Paul organization with a mission to build vibrant and healthy communities through food, conservation and youth development

11,000 pounds

The amount of produce cultivated and harvested by youth during the 2015 growing season

2,564

The number of people in the community who were reached by Urban Roots

560

The number of chef-led lunches planned, created, and served during the summer

100%

The number of youth who are able to identify educational or career plans after their Urban Roots internship

98%

The number of youth who demonstrated 21st Century work skills

924 miles

The distance biked during the summer by the Conservation Bike Crew


1675+

The number of plants installed in local parks and recreational spaces

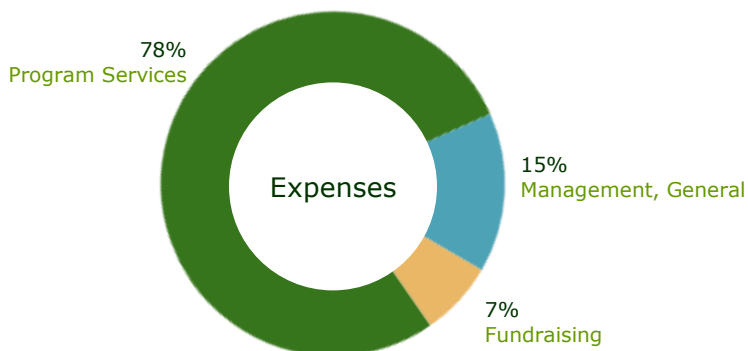
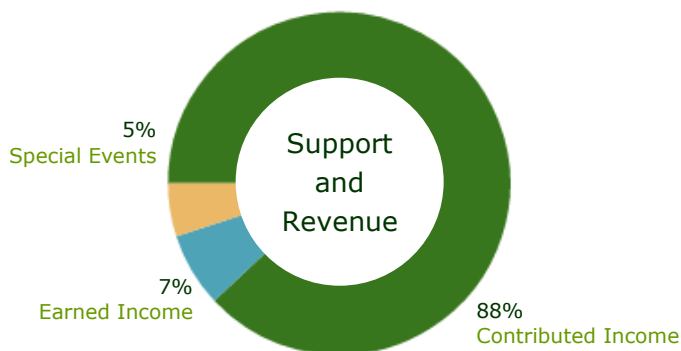
15 acres

The amount of land intensively managed by youth for invasive species within local parks and recreation areas

Youth Demographics



- 33% Hmong
- 25% Asian
- 20% African American
- 13% Caucasian
- 7% Hispanic
- 2% Somali



Current Board

- | | | |
|-----------------|----------------|-------------------|
| Melany Birdsong | Anna Kincannon | Jocelyn Pickreign |
| Jim Ducker | Leif Masrud | Julianne Seiber |
| | Trudy Ohnsorg | |

Current Staff

- | | | |
|----------------|-------------|-------------------|
| Lori Arnold | Wayne Lund | David Rittenhouse |
| Summer Badawi | Alero Moju | May Vang |
| Jaclyne Jandro | Patsy Noble | Pheng Vang |



ANNUAL REPORT 2015

From the Board President

Friends and supporters of Urban Roots:

I want to take this opportunity to introduce myself and thank you all for an amazing year!

I was introduced to Urban Roots at the 2014 fundraising gala by a friend who was serving on the board at the time. After only a few minutes of hearing about Urban Roots' mission, I knew that this was an organization I wanted to be a part of. I was elected to the board in January of 2015 and have worked hard to make sure Urban Roots has the support and resources it needs to continue forging healthy and bright futures for our youth. Since I have been elected President, my passion and commitment has only grown and I will continue to do whatever I can to benefit this fantastic organization.

2015 was a challenging year full of transition. There have been changes in staffing, organization, and the funding landscape. We have welcomed new people and said goodbye to long-time partners. We have evolved and adapted our programs to keep them relevant and powerful.

We have faced each of these challenges with determination and passion, always mindful that the work we do is in support of our youth and their futures. To each and every person who worked, supported, encouraged, planned, and fought for us: thank you, thank you, thank you!

Leif Masrud
President of the Board



ANNUAL REPORT 2015

STATEMENT OF ACTIVITIES for 16 months ended 12/31/15

	Unre- stricted	Temporarily restricted	Total
Support:			
Contributions	\$292,085	\$117,000	\$409,085
Government Grants	\$0	\$0	\$0
Total Support	\$292,085	\$117,000	\$409,085
Revenues:			
Client Services Fees	\$28,488	\$0	\$28,488
Special Event - Less Direct Expenses	\$22,296	\$0	\$22,296
Total Revenues	\$50,784	\$0	\$50,784
Net Assets released from restrictions	\$96,223	(\$96,223)	\$0
Total support and revenues	\$439,092	\$20,777	\$459,869
Expenses:			
Program	\$451,293	\$0	\$451,293
Management and general	\$90,885	\$0	\$90,885
Fundraising	\$38,668	\$0	\$38,668
Total Expenses	\$580,846	\$0	\$580,846
Other Income:			
Investment Income	\$2,764	\$0	\$2,764
Other Income	\$20,463	\$0	\$20,463
Total Other Income	\$23,227	\$0	\$23,227
Change in net assets	(\$118,527)	\$20,777	(\$97,750)
Net assets, beginning	\$293,347	\$68,995	\$362,342
Net assets, ending	\$174,820	\$89,772	\$264,592



ANNUAL REPORT 2015

STATEMENT OF FINANCIAL POSITION for year ended 12/31/15

	Total
ASSETS:	
Current Assets	
Cash	\$62,376
Cash Equivalents	\$104,834
Grants Receivable	\$40,950
Accrued Interest Receivable	\$0
Accounts Receivable	\$13,278
Prepaid Expenses	\$925
	Total Current Assets
	\$222,363
Other Assets:	
Investments	\$23,458
Rental Security Deposit	\$0
Property and Equipment - Net of Depreciation	\$55,692
	Total Assets
	\$301,513
Liabilities and Net Assets:	
Current Liabilities	
Accounts Payable	\$388
Notes Payable	\$3,596
Accrued Salaries	\$3,179
Accrued Vacation	\$9,507
	Total Current Liabilities
	\$16,670
Long-term Liabilities	
Notes Payable	\$20,251
	Total Liabilities
	\$36,921
Net Assets	
Unrestricted	
Undesignated	\$174,820
Board Designated	\$0
	Total Unrestricted Net Assets
	\$174,820
	Temporarily Restricted
	\$89,772
	Total Nets Assets
	\$264,592
	Total Liabilities and Net Assets
	\$301,513